



*Much more
than phonics*





**Over five
years**
of experience
in teaching English
through phonics

**More than
125,000 students**
have learnt
English through
Yo-yo Phonics

**The first
phonics
project**
designed for
Spanish children

The only
English method
**suitable
for Infants
and Primary**



“ Our Primary students love Yo-yo too!
The method works just as well with
them as it does with younger learners. ” - Eva

“ Beginning Yo-yo Phonics with our three-year-olds has
had incredible results. It prepares students for Primary. ” - Juan Carlos



“ An ideal method for preparing
non-native speakers! ” - M. Luz

“ Students easily learn and internalise
sounds that they never encounter
in their first language. ” - Pilar





It's about more than learning English

Play with English,
Laugh and sing in English,
Experience the taste of English,
Feel English on your skin,
Move through English.

Do it with Yo-yo Phonics!

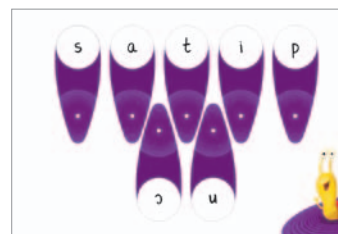


Student's highlights

- ★ **Readers** with all Storybooks.



- ★ A durable **Sound Fan** specially designed for children's hands.



- ★ Easy-to-use **Stickers** and **Pop-outs**.



Teacher's highlights


- ★ Extensive and attractive **Teacher's Book** with:
 - > Flexible timetable options and planning tools.
 - > Triple focus on phonics, topics and routines.
 - > Extended phonics and language support.
 - > Educational innovation: key competences and multiple intelligences.
 - > Teaching programmes designed for Infants and Primary.



- ★ **Audio CDs** including extended and remastered stories, songs, jingles and listening activities.



- ★ A comprehensive range of printed **Class Cards**.



- ★ And... Yo-yo the Snail as a **Puppet!**



Digital highlights

★ **Yo-yo Phonics STARS** comes alive with the **new digital**:

- Fun and user-friendly.
- Interactive and projectable.
- Ready for both high-tech classrooms and traditional teaching.
- Invaluable lesson preparation and management tools.
- A Family Corner which offers key information to help involve families in their children's learning.



★ **Digital Resources** including practical and easy-to-use solutions for the classroom.



www.yoyophonics.com

Everything
you need
to work with
**Yo-yo Phonics
STARS!**

How the letters and sounds are organised

Learning the 44 principal sounds in English is the key to understanding words in oral and written form.

Yo-yo Phonics STARS is composed of **7 Storybooks**.



Storybook Starter: Essential preparation for younger learners. This Storybook builds children's phonic awareness and vocabulary by exposing them to environmental sounds and words.



Storybooks 1 to 6 constantly expose students to the 44 sounds in English. They present letters in the following order:



Storybook 1 presents |s| |a| |t| |i| |p| |n| |c|



Storybook 2 presents |e| |h| |r| |m| |d| |g| |o|



Storybook 3 presents |u| |l| |f| |b| |j| |y| |ai|



Storybook 4 presents |w| |oa| |ie| |ee| |or| |z| |ng| |v|

Storybook 5 presents |oo| |oo| |ch| |sh| |th| |th| |x| |qu| |ou| |oi|

Storybook 6 presents the final simple code spellings |ue| |er| |ar| |air| |eer| and introduces the all-important alternative spellings which unlock the door to true literacy.





Listen, read, comprehend




A project for young learners of English as a second language. Based on **Synthetic Phonics**, recommended by experts in education from the United Kingdom, Canada, United States and Australia as the best method for developing literacy.

Yo-yo the Snail accompanies learners on a journey from oral comprehension to the comprehension of the written word.

Through original stories and songs, children learn to read, pronounce and understand words in English.

Yo-yo Phonics adapts to the rhythm of the learning process of each child.

Full of fun, multisensorial and well-structured activities.






Learning in spiral

Building on the identification of the **44 principal sounds in English**, we learn how to form and read words. In this way we guide children in a process of learning that combines the mechanics of reading with authentic comprehension, transforming them into autonomous readers.

Each sound is presented with an **action and a jingle**, which help to recall the sound and letter (or letters) that represent it.

As learners learn to isolate and recognise all 44 sounds, and to associate these sounds to their written transcription, they become equipped to pronounce them, join them together, and therefore begin to read.

Little by little, **Yo-yo Phonics** helps children understand words and play with them, beginning with language that they are already familiar with and moving on to new vocabulary presented in meaningful contexts.



**COURSE
COMPONENTS**

Storybook



Each Storybook includes:


Illustrated stories that inspire young readers' interest with familiar settings and situations based on topics common to Infants Education: family, animals, colours, weather, seasons, clothes, personal hygiene, etc. These form a backdrop for the basic linguistic structures necessary for communication in English.



Activity sheets for each new sound and spelling, with a dual focus on topics and phonics. Each story includes activity sheets for building text comprehension and phonic awareness. Learners work on topics, stories, songs, sounds, letters, words and phrases. Activity types include: join, circle, colour in, draw, etc. Many activities include audio.



Stickers for activities. These include symbols, illustrations, and letters and words for forming real language. There are also special stickers for identifying the actions associated with each sound and presented within the stories.




Student's materials

Pop-outs for Total Physical Response activities associated with the Stories and Infants topics. Invaluable for dramatising the Story Songs, a key competence for young learners.



Sound Fan for spelling out words, providing learners with their first opportunity to write. Especially useful for class dictations.



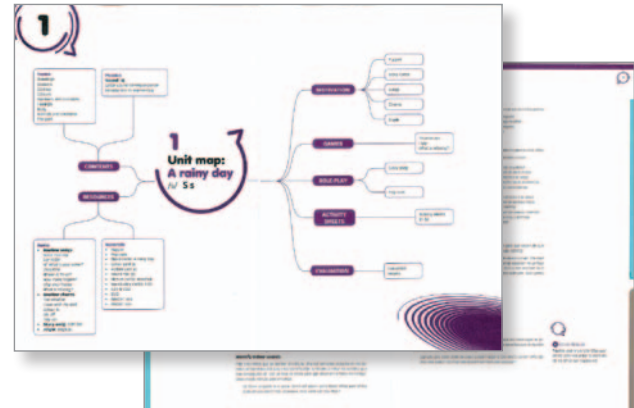
IMPROVED
DESIGN

Readers to help learners grow and advance! As they complete each Storybook, they will be able to read and understand more Readers. An important tool for reinforcing new vocabulary. Children can take them home during the year and demonstrate how much they are learning.


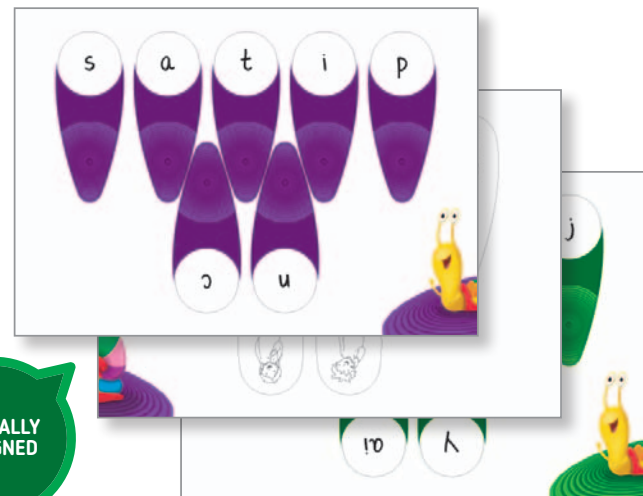


AVAILABLE
FOR ALL
STORYBOOKS





**SPECIALLY
DESIGNED**



Photocopiables

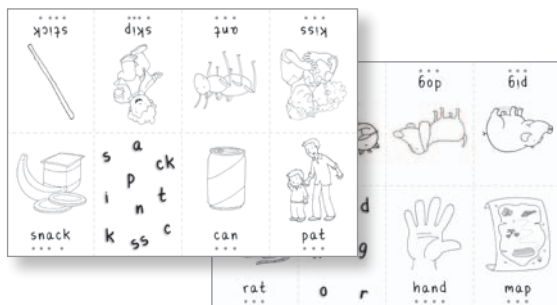
Flexible ideas and tools for planning and delivering your lessons.

Evaluation Sheets

Time-saving resources to help evaluate students' progress. Available in editable format so you can customise them to your school's needs.

Zigzag Books

These simple books provide additional reading practice. They help to familiarise students with the mechanics of readings and left-to-right sequencing.



Digital Resources

Offer practical and easy-to-use solutions for the classroom. A range of interactive resources that complement the printed materials.

Include:

- Projectable Storybooks with audio for dynamic lessons.
- Phonics and language support to help with the presentation of difficult sounds.
- Virtual Class Cards.
- And much, much more...

USER-FRIENDLY

Audio CDs

The Teacher's Book includes two Audio CDs with an easy-to-use track distribution.



Include:

Stories

Professional and native English-speaking voice artists and singers give voice to the stories of Yo-yo the Snail.

Story Songs

Each story includes a song inspired in it, which provides opportunities for Total Physical Response activities.

Jingles

These are mnemonic tools associated with the 44 sounds. Short musical sketches that help to memorise and internalise the action associated with each sound.

Class Songs

Useful for instilling routines and creating constructive personal habits in young learners. Helpful for signalling changes of activity or mood during the lesson.

Activities

Listening resources for Storybook activity sheets.



Class Cards

Yo-yo Phonics builds learners' literacy and vocabulary. As students progress they are gradually exposed to more and more sounds, letters and words. As you move from one Storybook to another, you will need progressively more linguistic resources. The Class Cards are portable and adaptable materials that can be used according to each teacher's method.

Vocabulary Cards

Images to help build children's vocabulary.



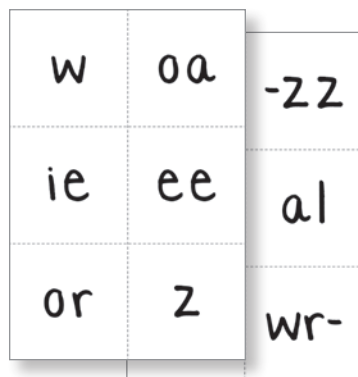
Story Cards

The scenes of each story in a large format.




Letter Cards

These cards present isolated letters (or graphemes), independently of the action and jingle, to reinforce the association between sounds and the letters that represent them. They are a first step on the way to autonomous literacy and the automatic 'decoding' that takes place during reading.



Action Cards

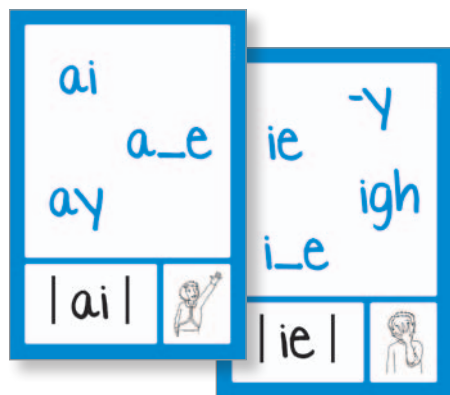
Taken from the illustration of each story in which the action appears. There are a total of 44 Action Cards, one for each sound in the method. On the card the action from the story appears along with the simple code spelling and a schematic action. This is the first time learners associate a particular letter with its corresponding sound.





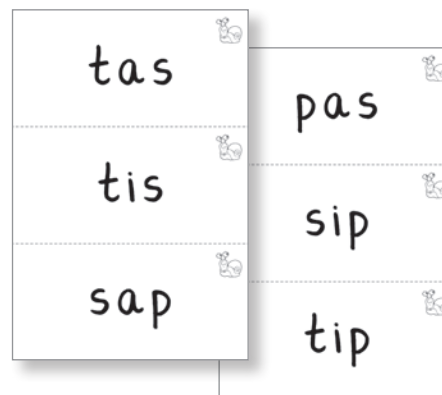
Alternative Spelling Cards

In addition to the simple code, which includes the principal letters associated with each sound, there are several alternative spellings for many sounds. These alternatives make up what is known as the complex code. These cards compile all the alternative spellings for any given sound and present them along with the schematic action.



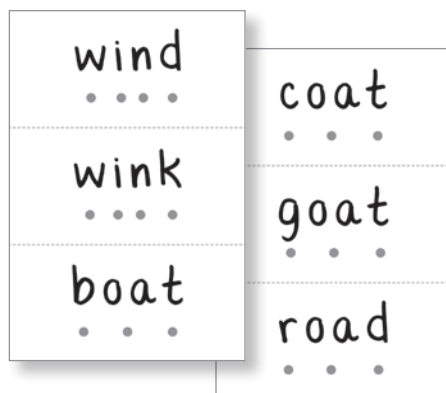
Toy Word Cards

In Storybook 1, learners will not have learnt a sufficient amount of letters to be able to read many words. Therefore, these cards can be used temporarily to practise the process of segmenting and blending until student progress in the method.



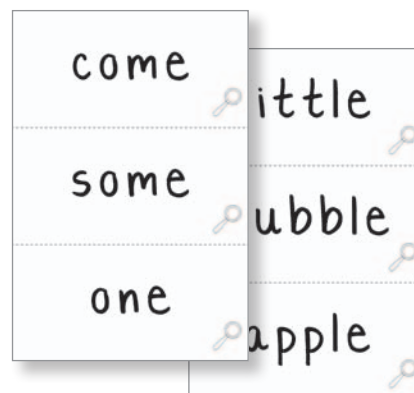
Word Cards

Cards with words that learners can read as they gradually internalise the different sounds and letters. By the end of Yo-yo Phonics learners will have a significant vocabulary.



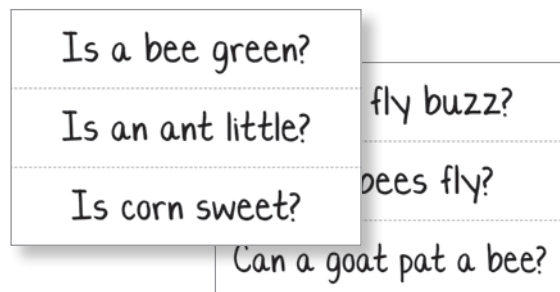
Tricky Word Cards

These cards are high-frequency words in English which are not easily decoded using the simple code. They will remain 'tricky' until a student has learnt the alternative spelling necessary to decode the word. These are introduced from Storybook 4.



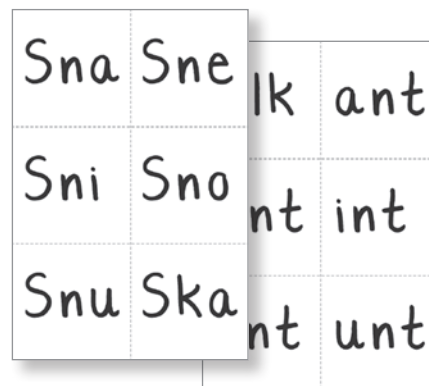
Sentence Cards y Caption Cards

These cards offer complete sentences or partial captions for isolated reading practice in groups.



Consonant Blend Cards

These cards present adjacent consonants and a vowel, providing valuable pronunciation practice for these challenging phonetic constructions. These are introduced from Storybook 3.



Posters


Attractive, large-format posters representing the topic areas common to the Infants and early Primary curriculums. Topics include: colours, numbers, animals, days of the week, the seasons, the human body, etc. With Teacher's Book 6, there are also phonics posters with the alphabet and 'alternative spelling trains'.



Big Book

A large-format version of the Readers from Storybooks 5 and 6, designed for collective reading time and the dramatisation of stories in the classroom.





**WEB
RESOURCES**

Tutorial

A valuable reference document providing instruction in all the technical aspects of teaching Synthetic Phonics. Available for download and print.

Video tutorials

The most essential aspects of Synthetic Phonics recorded.

Additional resources

For planning and evaluation. Available for download and print.

Curricular documentation

Programaciones de aula and a *Proyecto curricular* appropriate for both Infants and Primary. In editable format.

Audio

Essential audio from the method available for download.

Family Corner

Offers key information to help involve families in their children's learning. These include a basic theoretical explanation of the method. Teachers also have the option to print out progress letters and reports.



www.yoyophonics.com



**FREQUENTLY
ASKED
QUESTIONS**

1. Where does the Synthetic Phonics method come from?

Synthetic Phonics is a method that began in the United Kingdom, where it has given excellent results, and which has extended to various countries where English is taught as a second language. Yo-yo Phonics STARS adapts the principles of Synthetic Phonics to the Spanish education system and to children who are not native speakers of English.

2. What are the main benefits of using Yo-yo Phonics STARS?

Yo-yo Phonics STARS is an English language method based on Synthetic Phonics created especially for second-language speakers. It offers great flexibility to schools, making it adaptable to a variety of timetables and levels of teaching experience. The method incorporates educational innovations such as multiple intelligences and key competences, in keeping with Spanish curriculums.

3. Why do I have to start the method with the sound |s|?

The sequence of sounds – |s|, |a|, |t|, |i|, |p|, |n|, |c|, etc. – is given in order of frequency. For example, the number of words containing the sound |s| is much higher than the number of words containing |v|, one of the last sounds presented. This is why we teach |s| earlier than |v| and why we strongly suggest that you follow the order proposed by Yo-yo Phonics STARS.

It is important to note that we are constantly working with all 44 sounds of the English language, right from the moment we begin Storybook Starter till the moment we finish Storybook 6. As they progress they gradually learn the graphemes that represent the sounds they have become familiar with.

Here we remind you of the sounds that each Storybook presents:

Storybook 1 |s| |a| |t| |i| |p| |n| |c|

Storybook 2 |e| |h| |r| |m| |d| |g| |o|

Storybook 3 |u| |l| |f| |b| |j| |y| |ai|

Storybook 4 |w| |oa| |ie| |ee| |or| |z| |ng| |v|

Storybook 5 |oo| |ch| |sh| |th| |x| |qu| |ou| |oi|

Storybook 6 |ue| |er| |ar| |air| |eer| (plus many alternative spellings from the complex code)

4. Why isn't the font in Yo-yo Phonics STARS cursive?

Cursive fonts make sense in educational methods where letter formation and graphomotor skills are the focus. Yo-yo Phonics STARS, however, does not work these skills. The font used has been chosen for its legibility. Cursive scripts are more difficult to read and can interfere with the blending and segmenting techniques in a Synthetic Phonics method. In addition, using different fonts in their first and second languages can help learners appreciate the subtle differences in pronunciation.

5. Why do the sounds have actions associated to them?

Associating a sound with an action is an effective way of helping children remember and internalise the sound. The action places the sound in the context of a story or situation: the same context in which the learner first learns that sound.

The actions help form an emotional attachment to English phonemes and to their written representation.

6. I'm worried that my English isn't good enough to use this method. What can I do?

Yo-yo Phonics STARS includes a range of resources – both graphic and audiovisual – to assist you in preparing your classes. These are found in the Teacher's Book, Digital resources and online, and take the form of recordings, videos, practice drills, scripts, examples, exceptions, etc. Working with a phonics method is the best way to improve pronunciation, as much for the student as for the teacher. The best advice is to forget your shyness and just practise!

7. Do I need to complement Yo-yo Phonics STARS with any other English language material?

Absolutely not. Yo-yo Phonics STARS is a complete method for young learners and takes them through phonics, topics, routines and even basic grammar in later levels, as you would expect from any English language textbook.

8. How do I work with a Synthetic Phonics method? By levels?


Yo-yo Phonics STARS is a sequential method and doesn't follow levels. We recommend that you begin with the Storybook Starter if beginning the method with students under four years of age. From Storybook 1 onwards, you need to complete each Storybook before beginning the next one. The flexibility of the method means it is possible to use it in both Infants and Primary.

9. What is the minimum number of hours per week that I need in order to use Yo-yo Phonics STARS?

Yo-yo Phonics STARS is extremely adaptable.

We recommend an average of 6-7 sessions per letter or unit, however, the method can be used effectively with a minimum of 3 sessions per letter or unit.

Of course all this depends on exactly how many weekly sessions you have and at what age you begin the method.



10. With what age groups can I use Yo-yo Phonics STARS?

We don't recommend using the method with children below three years of age. Before this age children have not yet sufficiently developed their capacity for communication in their first language, nor is their cognitive and emotional growth at a stage appropriate for learning systematic phonological method in a foreign language. Three-year-olds are equipped to begin, and the Storybook Starter is specially designed for this age group and we suggest that Yo-yo Phonics STARS begins here.

If you are starting with learners older than three years of age, you should always begin with Storybook 1.

Yo-yo Phonics STARS has been used very successfully in Primary levels, with some schools even beginning the method in Primary. Obviously, Primary students will advance much more quickly. Yo-yo Phonics STARS includes teaching programme material for Primary to help with preparation of curricular documentation.

11. How can families and carers follow and aid the learning process?

There is so much that can be done at home to reinforce the learning process. To facilitate this we have included Readers in all the Storybooks, as well as online and printable material to help inform families of the method and their children's progress.





Edelvives offers specialised training and consultancy in Synthetic Phonics so that you gain confidence in the use of techniques and materials and get the most out of the method.

- > If this is your **first experience** with the method, you can contact us for practical advice on how make it work for you in the classroom.
- > If you are **already familiar** with Yo-yo Phonics, our workshops are ideal spaces to widen your horizons, deepen your knowledge, learn about the new features of Yo-yo Phonics, and share your own inspiration and experience with other teachers.

Where?

Throughout the year, in most regions, we organise Training workshops in Synthetic Phonics for teachers from all kinds of educational centres.

During the school year we attend institutions, universities and teaching associations in with professional trainers and design customised programmes in consultation with our clients.

With whom?

Our trainers and consultants are specialists with years of experience of using Synthetic Phonics in the classroom. They are bilingual and can provide training and presentations in your first language or in English.

Spread out over the whole Spanish territory we have formed a network of experts ready to exchange ideas, resources and experiences, and offer continuing education in dynamic settings and with quality materials.

How?

Synthetic Phonics training aims to build teachers' confidence and provide resources for working with the method. For example:

- > Pronunciation practice
- > Analysis of the most challenging phonemes
- > Example lesson formats and best practice
- > etc.

We strive to make our workshops dynamic and practical, where you are the protagonist. We can guarantee an enjoyable and rewarding experience.

Contact


Your sales representative will tell you about the training opportunities that are happening near you.
Your teaching consultants will respond to your questions at:

- > asesoriapedagogica@gelv.es
- > www.edelvives.com





A method to begin young learners on their journey through English / Ideal preparation for bilingual Primary / Always an appropriate learning curve according to each child's progress





ASTURIAS

Tel.: 985 794 616
Fax: 986 272 242
e-mail: asturias@edelvives.es
Atiende: Asturias, Cantabria y León

BARCELONA

Salvador Espriu, 79
Bajo 2 (Local 2)
08005 Barcelona
Tel.: 933 540 399
Fax: 933 540 489
e-mail: comercialbaula@baula.com
Atiende: Barcelona, Tarragona, Lleida, Girona, Baleares y Andorra

BILBAO

Barrio San Miguel, s/n
48340 Amorebieta-Etxano (Vizcaya)
Tel.: 944 532 009
Fax: 944 532 091
e-mail: bilbao@ibaizabal.com
Atiende: Vizcaya, Guipúzcoa, Álava y Navarra

CANARIAS

Arguineguín, 17
Urbanización Lomo Blanco
Las Torres
35010 Las Palmas de Gran Canaria
Tel.: 925 817434
Fax: 925 828685
e-mail: pedidos@edelvives.es
Atiende: Islas Canarias

MADRID

Xaudaró, 25
28034 Madrid
Tel.: 913 344 884
Fax: 913 344 894
e-mail: madrid@edelvives.es
Atiende: Madrid

MÁLAGA

Tel.: 952 363 409
Fax: 952 352 355
e-mail: malaga@edelvives.es
Atiende: Málaga, Granada, Jaén, Almería y Melilla

SEVILLA

Tel.: 954 129 180
Fax: 954 123 735
e-mail: sevilla@edelvives.es
Atiende: Sevilla, Huelva, Cádiz, Córdoba y Ceuta

TOLEDO

Tel.: 925 817 434
Fax: 925 828 685
e-mail: toledo@edelvives.es
Atiende: Toledo, Ciudad Real, Cáceres, Badajoz, Albacete, Cuenca y Guadalajara

VALENCIA

Miguel Aldert i Noguerol, 6 - Bajo
46920 Mislata (Valencia)
Tel.: 963 759 811
Fax: 963 764 658
e-mail: valencia@edelvives.es
Atiende: Valencia, Alicante, Castellón y Murcia

VALLADOLID

Tel.: 983 213 038
Fax: 983 212 701
e-mail: valladolid@edelvives.es
Atiende: Valladolid, Zamora, Salamanca, Palencia, Burgos, Segovia y Ávila

VIGO

Ramón Nieto, 126 Local 28 B
36205 Vigo (Pontevedra)
Tel.: 986 272 013
Fax: 986 272 242
e-mail: vigo@edicionstambre.com
Atiende: Pontevedra, A Coruña, Lugo y Ourense

ZARAGOZA

Ctra. de Madrid, km. 315,700
50012 Zaragoza
Tel.: 976 304 030
Fax: 976 340 630
e-mail: zaragoza@edelvives.es
Atiende: Zaragoza, Huesca, Teruel, La Rioja y Soria

EXPORTACIÓN

Xaudaró, 25
28034 Madrid (España)
e-mail: exportacion@edelvives.es
Tel.: (+34) 913 344 883
Fax: (+34) 913 344 893

EDELVIVES ARGENTINA

Av. Callao 224 2º piso
(C1022AAP) Ciudad Autónoma de Buenos Aires (Argentina)
e-mail: exportacion@edelvives.es
Tel.: (+54) 11 4373 1233 / 1240
Fax: (+54) 11 4373 1233 (int. 22)
www.edelvives.com.ar

EDELVIVES MÉXICO EDITORIAL PROGRESO

Sabino, 275
Santa María de la Ribera
Delegación Cuauhtémoc
06400 México, D.F.
e-mail: exportacion@edelvives.es
Tel.: (+52) 55 1946 0620
Fax: (+52) 55 1946 0625